



lumini Solucoes em Iluminacao LTDA
www.lumini.com.br
Email: laboratorio@lumini.com.br
Tel: +55 11 3437-5555 Fax: +55 11 3437-5555
Address: Rua Ferreira Viana, 716 - Socorro - São Paulo/SP

lumini

LumCAT:

Luminaire: led line perfil 12V 30 c lp 2.5W

LampCAT: modulo led line 5W/m 12Vdc 30K irc 90

Ballast type: led line driver 12V

Report No:

Voltage(V): 125.5000

Test No:

Current(A): 0.4200

Number of Lamps: 1

Power (W): 5.2710

Lamp flux(lm): 279.0

PF: 0.0000

Length(mm): 500

Width(mm): 16

Phm Type: C

Height(mm): 0

Photometric Results

Lumens(lm): 214.40, Efficiency(%): 76.85% , Luminous Efficacy(lm/W): 40.68

Central intensity(cd): 134.236, Maximum intensity(cd): 134.849

Angle of maximum intensity: C=0.0 γ =6.0

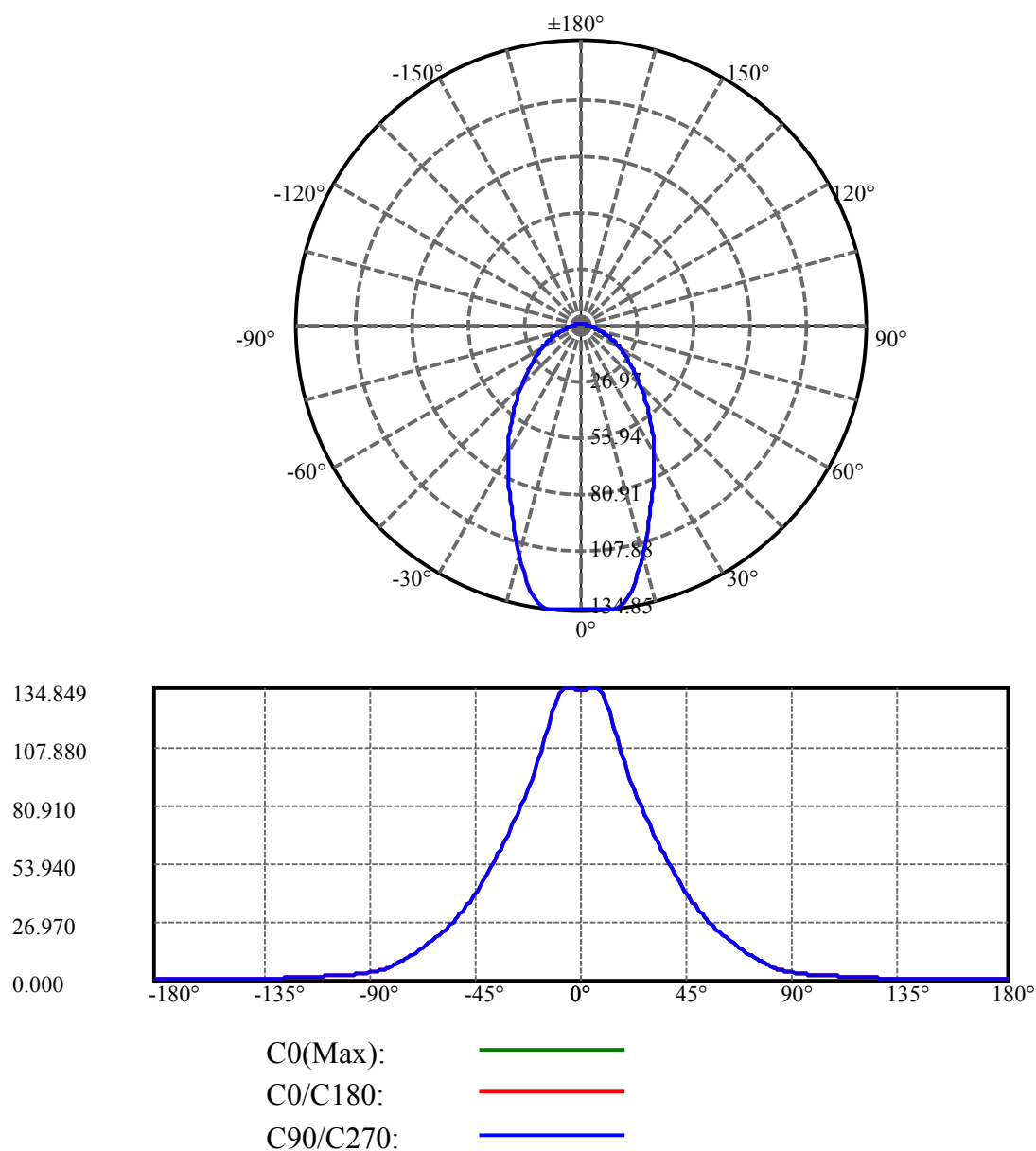
Beam angle of C0 plane : 62.01

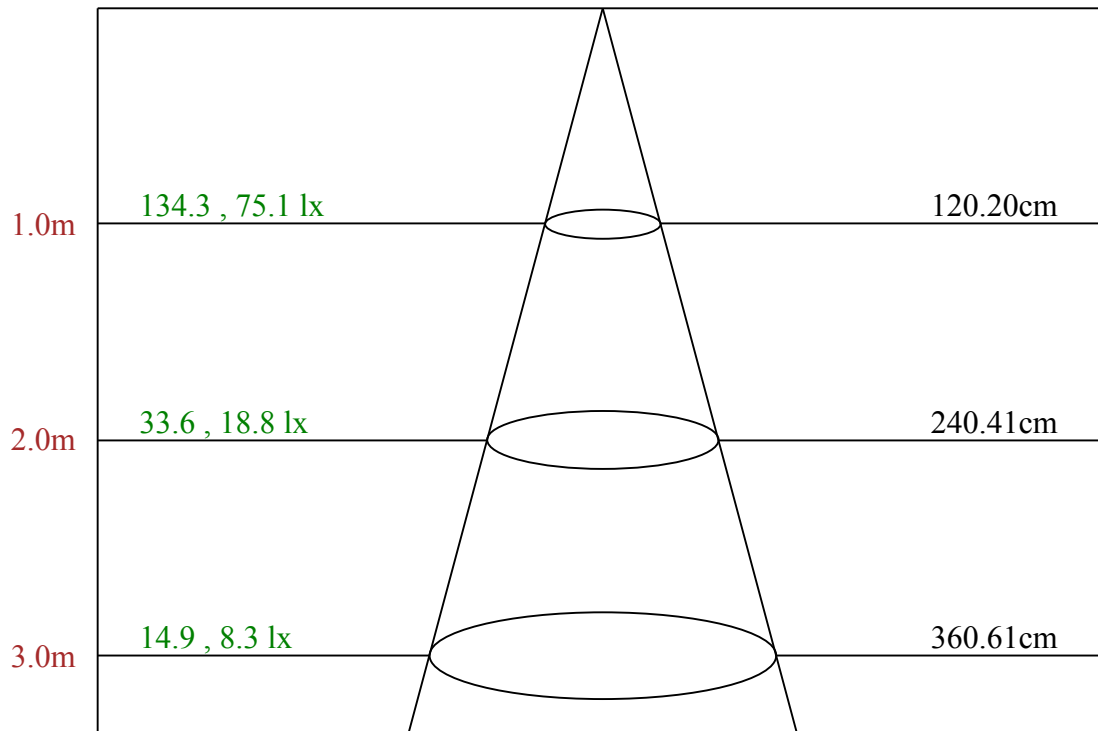
Average BeamAngle(IEC 61341): 62.01

Equipment: equipamento lumini
Temperature(°C): 25.9

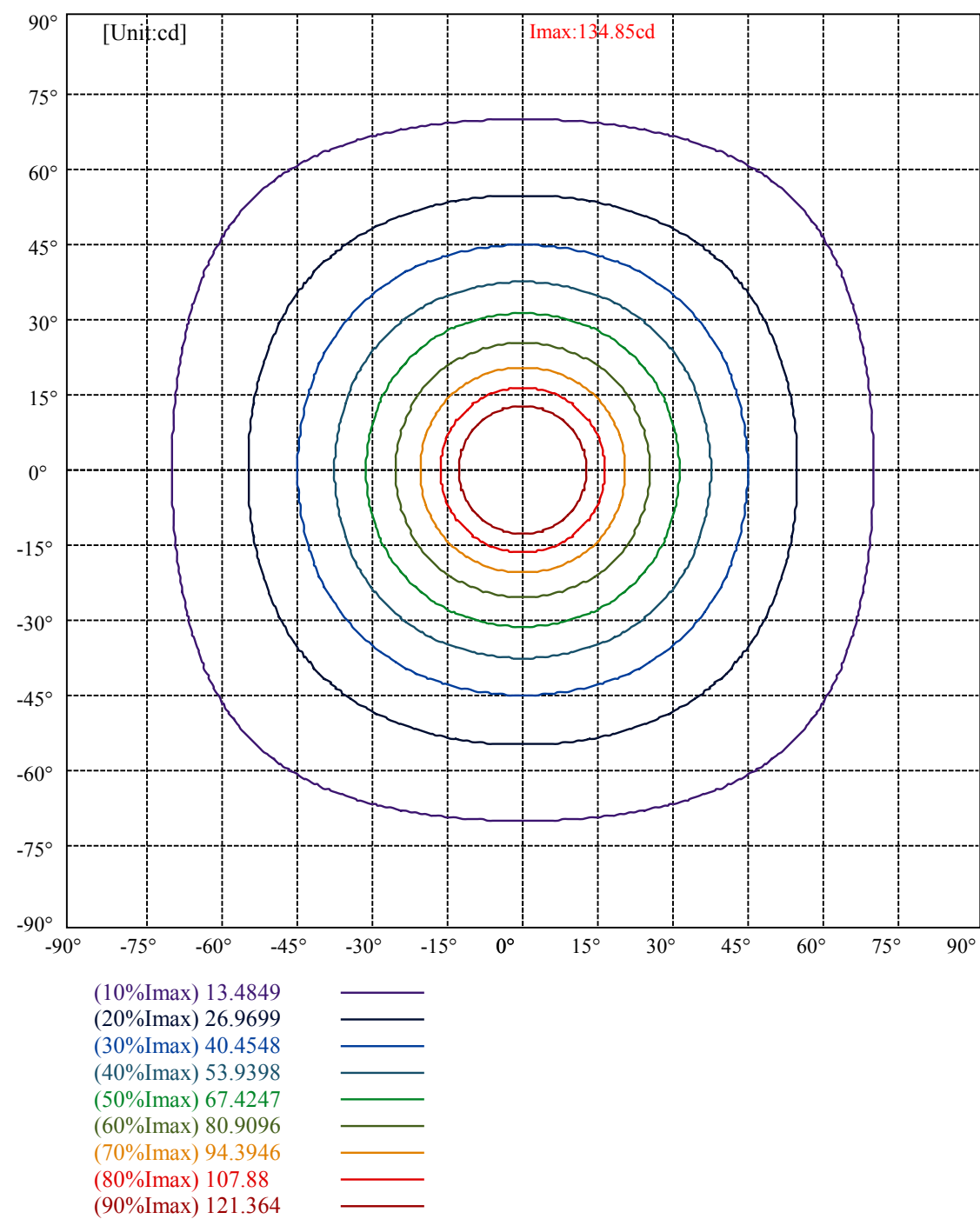
Date: 24/01/2025
Humidity(%): 64.0%

Operator: 01
Distance(m): 6.90





Max , Ave Beam angle of C0 plane 62.01



lumini

Luminance Limiting Curve(no luminous side)

Appendix Page: 5 Total:6

Luminance Table

γ	45	50	55	60	65	70	75	80	85
C0	6973	6231	5663	5285	5031	4650	4576	4828	6709
C45	6973	6231	5663	5285	5031	4650	4576	4828	6709
C90	6973	6231	5663	5285	5031	4650	4576	4828	6709

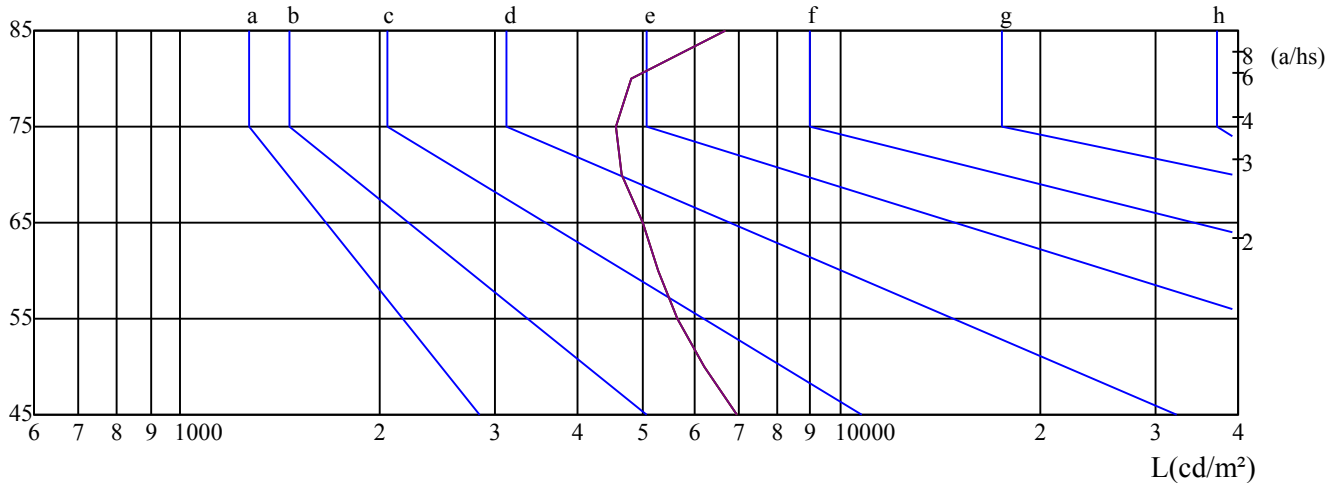
L(Hor)(65)	L(Ver)(65)	L45(65)	L(Hor)(75)	L(Ver)(75)	L45(75)	L(Hor)(85)	L(Ver)(85)	L45(85)
5031	5031	5031	4576	4576	4576	6709	6709	6709

Glare Table

Glare	Quality	Service Values Illuminance(lx)							
1.15	A	2000	1000	500	≤ 300				
1.5	B		2000	1000	500	≤ 300			
1.85	C			2000	1000	500	≤ 300		
2.2	D				2000	1000	500	≤ 300	
2.55	E					2000	1000	500	≤ 300
		a	b	c	d	e	f	g	h

Luminance Limiting Curve

$\gamma(^{\circ})$



C0 ———

C45 ———

C90 ———

Equipment: equipamento lumini
Temperature($^{\circ}\text{C}$): 25.9

Date: 24/01/2025
Humidity(%): 64.0%

Operator: 01
Distance(m): 6.90

Illumination assessment according UGR											
Rf of Ceiling	70	70	50	50	30	70	70	50	50	30	
Rf of Wall	50	30	50	30	30	50	30	50	30	30	
Rf of Floor	20	20	20	20	20	20	20	20	20	20	
Room dimensions		Viewed crosswise					Viewed endwise				
X	Y										
2H	2H	16.16	17.54	16.60	17.96	18.40	19.71	21.08	20.15	21.50	21.94
	3H	17.97	19.21	18.43	19.65	20.11	20.90	22.15	21.37	22.59	23.05
	4H	18.63	19.80	19.10	20.25	20.73	21.33	22.50	21.80	22.95	23.43
	6H	19.37	20.45	19.86	20.92	21.43	21.66	22.74	22.14	23.21	23.72
	8H	19.76	20.80	20.25	21.27	21.79	21.72	22.76	22.21	23.24	23.76
	12H	20.20	21.20	20.70	21.69	22.21	21.75	22.75	22.24	23.23	23.76
4H	2H	17.02	18.18	17.49	18.64	19.12	19.89	21.05	20.36	21.51	21.99
	3H	18.93	19.92	19.42	20.40	20.93	21.28	22.28	21.78	22.76	23.29
	4H	19.81	20.69	20.32	21.20	21.75	21.92	22.80	22.43	23.31	23.86
	6H	20.70	21.49	21.24	22.02	22.57	22.38	23.16	22.92	23.69	24.25
	8H	21.19	21.93	21.75	22.46	23.04	22.53	23.26	23.08	23.80	24.37
	12H	21.76	22.44	22.32	22.97	23.59	22.64	23.32	23.19	23.85	24.46
8H	4H	20.30	21.03	20.85	21.57	22.15	22.12	22.86	22.68	23.40	23.97
	6H	21.43	22.05	22.00	22.60	23.21	22.76	23.38	23.33	23.93	24.55
	8H	22.12	22.65	22.71	23.25	23.85	23.07	23.61	23.66	24.20	24.80
	12H	22.85	23.31	23.45	23.90	24.52	23.27	23.73	23.87	24.32	24.94
12H	4H	20.38	21.06	20.94	21.59	22.21	22.16	22.85	22.72	23.37	23.99
	6H	21.64	22.18	22.23	22.77	23.37	22.91	23.45	23.50	24.04	24.65
	8H	22.38	22.83	22.97	23.42	24.04	23.24	23.70	23.84	24.29	24.91
Variation with the observer position at spacings:											
S = 1.0H		0.2/-0.5					0.2/-0.5				
S = 1.5H		0.7/-0.8					0.7/-0.8				
S = 2.0H		0.8/-0.9					0.8/-0.9				
Standard tables:		BKBF					BKBF				
Uncorrected UGR		6.7					6.7				

依据CIE Publ. 117 计算 UGR, S/H = 0.25